



Main

Range of product	Modicon M340 automation platform
Product or component type	Discrete input module
Product specific application	For severe environments
Electrical connection	20-way connector
Discrete input number	16
Discrete input type	Isolated
Input type	Current sink (logic positive)
Discrete input voltage	48 V DC positive
Discrete input current	2.5 mA
Input compatibility	With 2-wire/3-wire proximity sensors conforming to IEC 60947-5-2

Complementary

Sensor power supply	52.8 V at 70 °C 38...60 V at 60 °C
Voltage state 1 guaranteed	≥ 34 V
Current state 1 guaranteed	≥ 2 mA
Voltage state 0 guaranteed	≤ 10 V
Current state 0 guaranteed	≤ 0.5 mA
Input impedance	19200 Ohm
Insulation resistance	> 10 MOhm 500 V DC
Power dissipation in W	≤ 3.6 W
DC typical filtering time	4 ms
DC maximum filtering time	7 ms
Paralleling of inputs	Yes
Typical current consumption	90 mA at 3.3 V DC
MTBF reliability	798237 H
Protection type	1 external fuse per group of channel 0.5 A fast blow Reverse polarity protection
Voltage detection threshold	> 36 V DC sensor OK < 24 V DC sensor fault
Status LED	1 LED red for module I/O 1 LED red for module error (ERR) 1 LED per channel green for channel diagnostic 1 LED green for module operating (RUN)
Product weight	0.115 kg

The information provided in this documentation contains general descriptions and/or technical characteristics of the performance of the products contained herein. This documentation is not intended as a substitute for and is not to be used for determining suitability or reliability of these products for specific user applications. It is the duty of any such user or integrator to perform the appropriate and complete risk analysis, evaluation and testing of the products with respect to the relevant specific application or use thereof. Neither Schneider Electric Industries SAS nor any of its affiliates or subsidiaries shall be responsible or liable for misuse of the information contained herein.

Environment

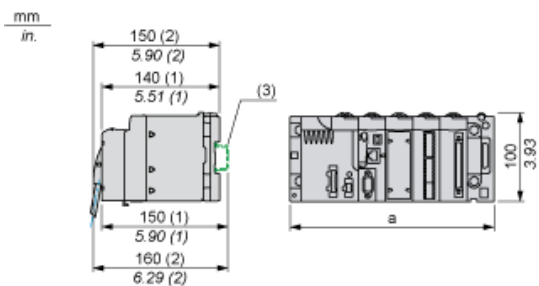
IP degree of protection	IP20
Standards	CSA C22.2 No 142 IEC 1131-2 IEC 664 NF C 63-850 UL 508 UL 746C
Dielectric strength	1500 V AC at 50/60 Hz 1 minute, primary/secondary
Ambient air temperature for operation	-25...70 °C
Relative humidity	10...95 % without condensation
Protective treatment	Conformal coating Humiseal 1A33 TC
Environmental characteristic	3C4 conforming to EN/IEC 60721-3-3 3C3 conforming to EN/IEC 60721-3-3

Offer Sustainability

Sustainable offer status	Green Premium product
RoHS (date code: YYWW)	Compliant - since 0911 - Schneider Electric declaration of conformity
REACH	Reference contains SVHC above the threshold - go to CaP for more details
Product environmental profile	Available Download Product Environmental
Product end of life instructions	Need no specific recycling operations

Modules Mounted on Racks

Dimensions

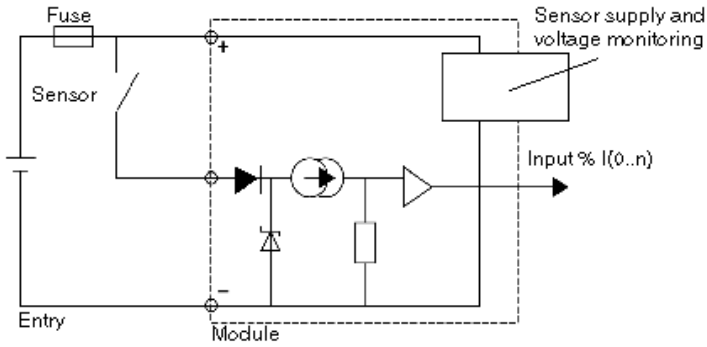


- (1) With removable terminal block (cage, screw or spring).
- (2) With FCN connector.
- (3) On AM1 ED rail: 35 mm wide, 15 mm deep. Only possible with BMXXBP0400/0400H/0600/0600H/0800/0800H rack.

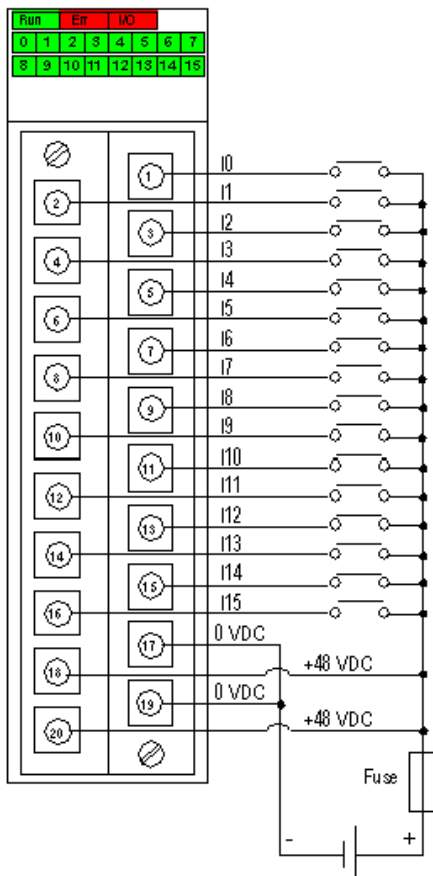
Rack references	a in mm	a in in.
BMXXBP0400 and BMXXBP0400H	242.4	09.54
BMXXBP0600 and BMXXBP0600H	307.6	12.11
BMXXBP0800 and BMXXBP0800H	372.8	14.68
BMXXBP1200 and BMXXBP1200H	503.2	19.81

Connecting the Module

Input Circuit Diagram



Module Connection



power 48 VDC
supply
fuse fast blow fuse of 0.5 A