

TSXRKY8C

non-extendable rack - for single rack
configuration - 8 slots - IP20

Main

Range of product	Modicon Premium Automation platform
Product or component type	Non-extendable rack
Product specific application	For single rack configuration

Complementary

Number of slots	8
Product compatibility	I/O module Specific application module TSXP57 processor TSXPSY power supply
Fixing mode	By clips 35 mm symmetrical DIN rail By 4 M6 screws panel
Marking	CE
Product weight	1.76 kg

Environment

Standards	73/23/EEC 89/336/EEC 92/31/EEC 93/68/EEC CSA 22-2 No 142 CSA 22-2 No 213 Class I Division 2 Group A CSA 22-2 No 213 Class I Division 2 Group B CSA 22-2 No 213 Class I Division 2 Group C CSA 22-2 No 213 Class I Division 2 Group D IEC 61131-2 UL 508
Product certifications	ABS BV DNV GL LR RINA RMRS
Ambient air temperature for operation	0...60 °C
Ambient air temperature for storage	-25...70 °C
Relative humidity	5...95 % without condensation for storage 10...95 % without condensation for operation
Operating altitude	0...2000 m
Protective treatment	Conformal coating Humiseal 1A33 TC
IP degree of protection	IP20
Pollution degree	2

The information provided in this documentation contains general descriptions and/or technical characteristics of the performance of the products contained herein. This documentation is not intended as a substitute for and is not to be used for determining suitability or reliability of these products for specific user applications. It is the duty of any such user or integrator to perform the appropriate and complete risk analysis, evaluation and testing of the products with respect to the relevant specific application or use thereof. Neither Schneider Electric Industries SAS nor any of its affiliates or subsidiaries shall be responsible or liable for misuse of the information contained herein.

Offer Sustainability

Sustainable offer status	Not Green Premium product
RoHS	Compliant - since 0831 - Schneider Electric declaration of conformity download declaration of conformity

Standard and Extendable Racks for Modules Mounting

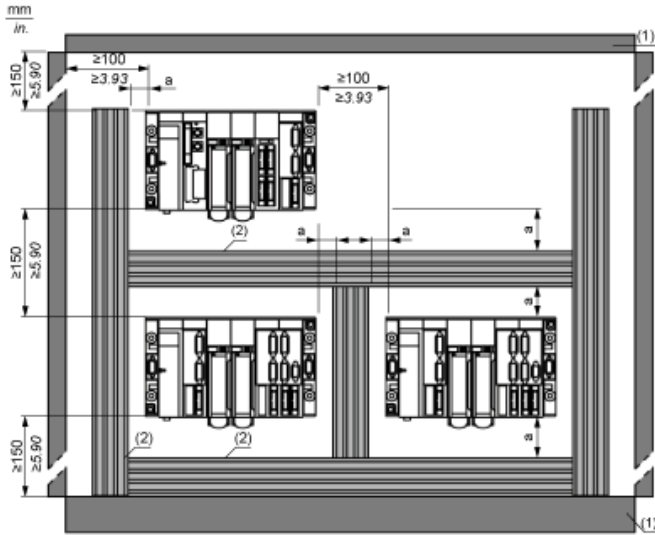
Dimensions of Modules and Racks



(1) With screw terminal block modules.

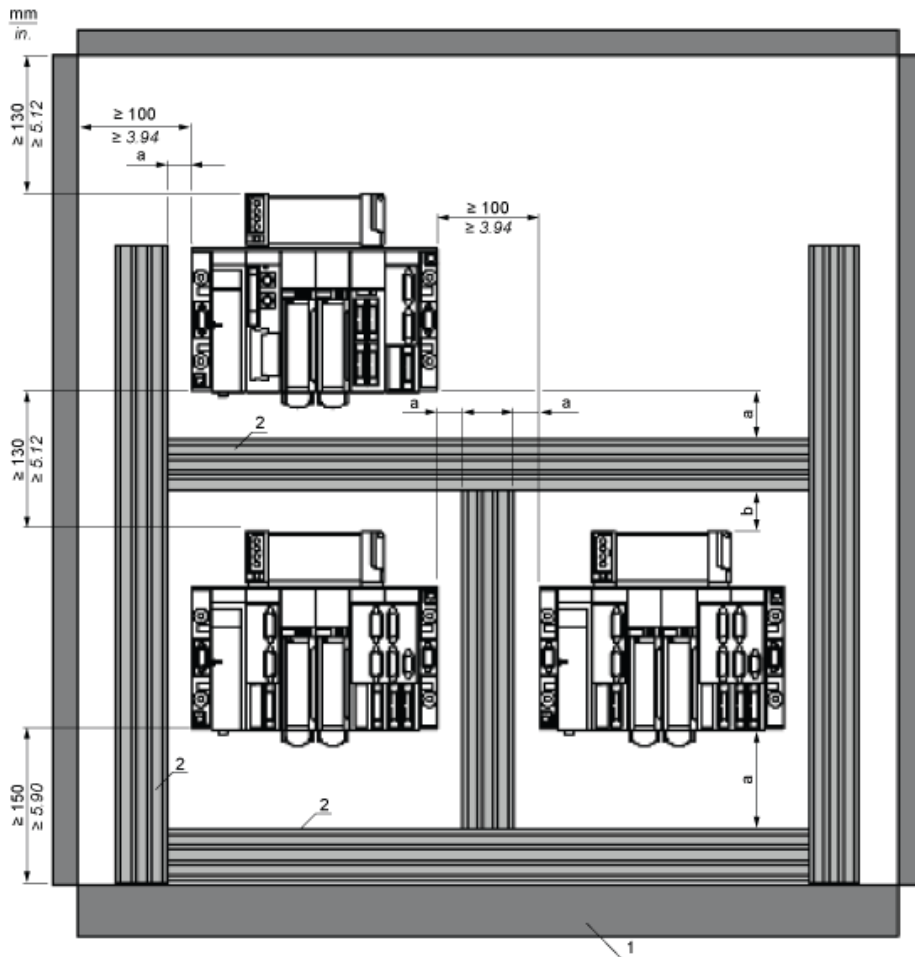
(2) Maximum depth for all types of modules and their associated connectors.

Racks Installation Rules



- a Greater than or equal to 50 mm / 1.97 in.
- (1) Installation or casing
- (2) Trough or cable tray

Rules for Installing Racks Fitted with Ventilation Modules

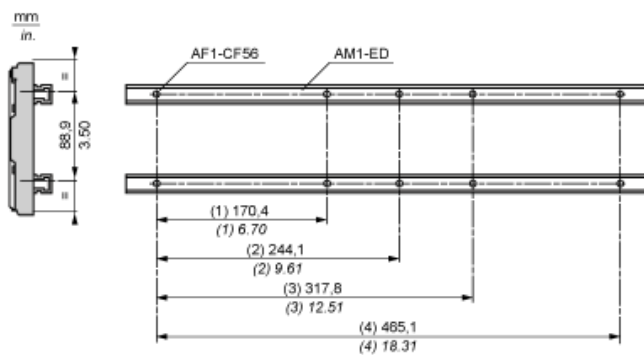


- a 50 mm / 1.97 in.
- b 30 mm / 1.18 in.
- 1 Installation or casing
- 2 Trough or cable tray

Mounting and Fixing Racks

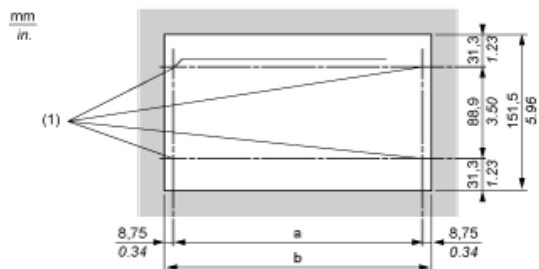
Mounting on a 35 mm/1.38 in. Wide DIN Rail

Fixing with four M6x25 screws + washers and AF1-CF56 ¼ turn sliding nuts.



- (1) TSXRKY4EX
- (2) TSXRKY6 and TSXRK6EX
- (3) TSXRKY8 and TSXRKY8EX
- (4) TSXRKY12 and TSXRKY12EX

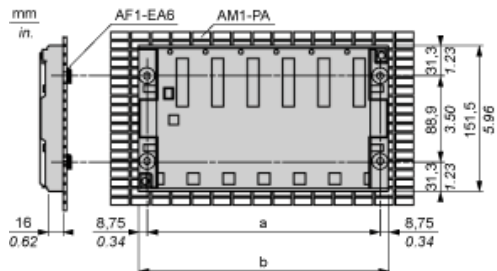
Mounting on a Panel



- (1) 4 holes for M6 fixing screws
a, b: see table below

Mounting on an AM1-PA Telequick Mounting Grid

Fix the rack using four M6x25 screws + washers and AF1-EA6 clips nuts.

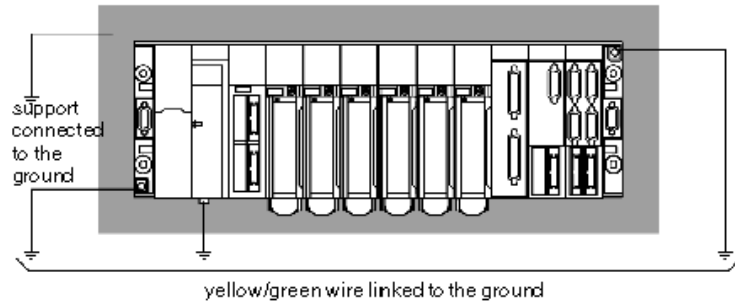


Racks	a in mm	a in in.	b in mm	b in in.
TSXRKY4EX	170.4	6.70	187.9	7.39
TSXRKY6/6EX	244.1	9.61	261.6	10.29
TSXRKY8/8EX	317.8	12.51	335.3	13.20
TSXRKY12/12EX	465.1	18.31	482.6	19

NOTE: Maximum tightening torque for fixing screws: 2.0.N.m.(1.6 Lb.-ft.)

Connection to the Ground

Grounding Racks



NOTE: The PLC's internal 0 V is linked to the ground connection, the ground connection itself being linked to ground.