

RCI484012**Weidmüller Interface GmbH & Co. KG**

Klingenbergstraße 26

D-32758 Detmold

Germany

www.weidmueller.com

Product image

Similar to illustration

Individual relays within the RIDERSERIES RCI

- 2 CO contacts
- Optional AC or DC coils
- With test button

General ordering data

Version	RIDERSERIES RCI, Relay, Number of contacts: 2, CO contact AgNi 90/10, Rated control voltage: 12 V DC, Continuous current: 8 A, Plug-in connection
Order No.	8870020000
Type	RCI484012
GTIN (EAN)	4032248613380
Qty.	10 pc(s).

Creation date March 29, 2021 11:28:14 PM CEST

Catalogue status 12.03.2021 / We reserve the right to make technical changes.

RCI484012

Weidmüller Interface GmbH & Co. KG

Klingenbergstraße 26

D-32758 Detmold

Germany

www.weidmueller.com

Technical data

Dimensions and weights

Depth	26.7 mm	Depth (inches)	1.051 inch
Height	29 mm	Height (inches)	1.142 inch
Net weight	17.1 g	Width	13 mm
Width (inches)	0.512 inch		

Temperatures

Storage temperature	-40 °C...85 °C	Operating temperature	-40 °C...70 °C
Humidity	40 °C / 93 % rel. humidity, no condensation		

Rated data UL

Certificate No. (cURus)	E224238
-------------------------	---------

Control side

Coil resistance	360 Ω ± 10 %	Power rating	762 mW
Pull-in/drop-out voltage, typ.	8.4 V / 1.2 V DC	Rated control voltage	12 V DC
Rated current DC	63 mA		

Load side

AC switching capacity (resistive), max.	2000 VA	Continuous current	8 A
DC switching capacity (resistive), max.	192 W @ 24 V	Inrush current	15 A / 4 s
Max. switching frequency at rated load	0.1 Hz	Min. switching power	1 mA @ 24 V, 10 mA @ 12 V, 100 mA @ 5 V
Rated switching voltage	250 V AC	Switch-off delay	≤ 6 ms
Switch-on delay	≤ 10 ms		

Contact data

Contact type	2 CO contact (AgNi 90/10)	Mechanical service life	AC coil 5 x 10 ⁶ switching cycles, DC coil 10 x 10 ⁶ switching cycles
--------------	---------------------------	-------------------------	---

General data

Test button	yes (lockable, just when removing the detent lock)	Mechanical switch position indicator	Yes
Colour	Transparent	UL 94 flammability rating	V-2

Insulation coordination

Creepage and clearance distance input – output	≥ 8 mm	Dielectric strength of neighbouring contacts	2.5 kV _{eff} / 1 Min.
Dielectric strength of open contact	1 kV _{eff} / 1 min	Dielectric strength, Input/Output	5 kV _{eff} / 1 min
Impulse withstand voltage	5 kV (1.2/50 μs)	Insulating material group	IIIa
Pollution severity	2	Rated voltage	250 V
Surge voltage category	III		

Further details of approvals / standards

Standards	IEC 61810-1, UL508	Certificate No. (CSA)	249409-2426937
Certificate No. (VDE)	40018043	Certificate No. (cURus)	E224238

Creation date March 29, 2021 11:28:14 PM CEST

RCI484012

Weidmüller Interface GmbH & Co. KG
 Klingenbergstraße 26
 D-32758 Detmold
 Germany

www.weidmueller.com

Technical data

Connection data

Wire connection method	Plug-in connection	Pitch in mm (P)	5 mm
------------------------	--------------------	-----------------	------

Classifications

ETIM 6.0	EC001437	ETIM 7.0	EC001437
ECLASS 9.0	27-37-16-01	ECLASS 9.1	27-37-16-01
ECLASS 10.0	27-37-16-01	ECLASS 11.0	27-37-16-01

Approvals

Approvals



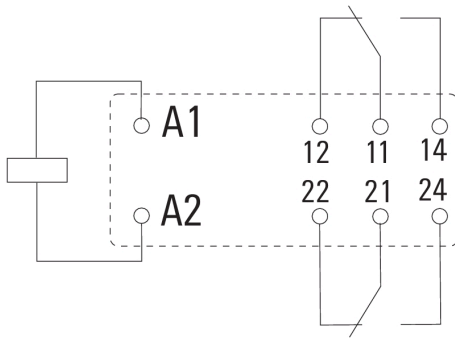
ROHS	Conform
UL File Number Search	E224238

Downloads

Approval/Certificate/Document of Conformity	EU Konformitätserklärung / EU Declaration of Conformity
Engineering Data	STEP
Engineering Data	EPLAN, WSCAD

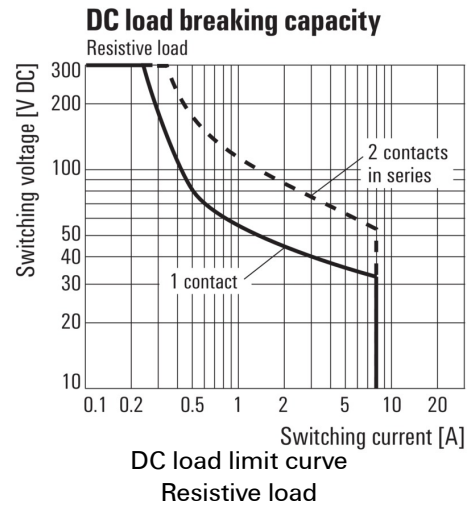
Drawings

Wiring diagram



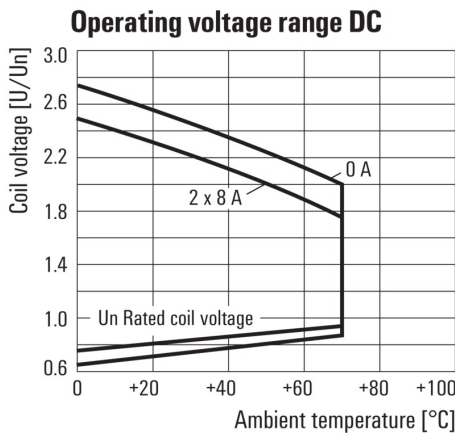
View of Pins from below

Graph



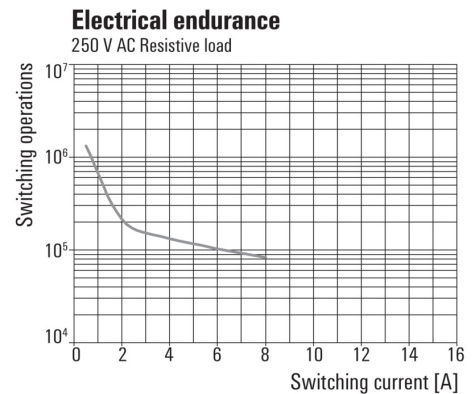
DC load limit curve
Resistive load

Graph




DC operational voltage range

Graph



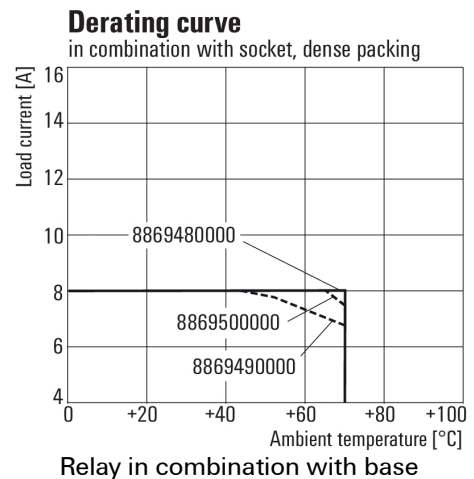
Electrical service life
250 V AC resistive load

Dimensional drawing



Derating curve
Relay in combination with base

Derating curve



Relay in combination with base

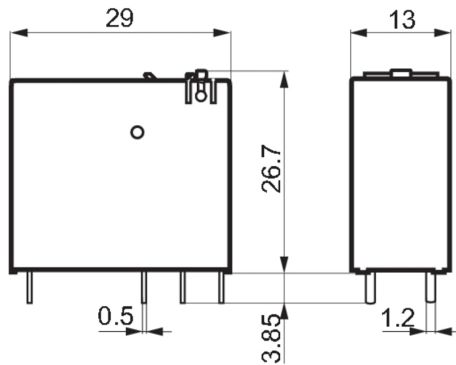
RCI484012

Weidmüller Interface GmbH & Co. KG
 Klingenbergstraße 26
 D-32758 Detmold
 Germany

www.weidmueller.com

Drawings

Dimensional drawing



Miscellaneous

	<table border="1" style="display: inline-table; border-collapse: collapse;"> <tr> <td style="padding: 2px;">RCI</td> <td style="padding: 2px;"> </td> <td style="padding: 2px;"> </td> <td style="padding: 2px;"> </td> <td style="padding: 2px;"> </td> </tr> </table>	RCI					
RCI							
<p>Type RIDER Control Industrial</p> <p>Type of construction 3 16 A pinning 5 mm 4 8 A, pinning 5mm</p> <p>Type of contact 1 1 CO without push button 2 2 CO without push button 7 1 CO with push button 8 2 CO with push button</p> <p>Contact material 4 AgNi 90/10</p>		<p>Coil voltage 012 12 V DC 024 24 V DC 048 48 V DC 110 110 V DC AB2 12 V DC + LED + diode AC4 24 V DC + LED + diode AE8 48 V DC + LED + diode BBO 110 V DC + LED + diode</p> <p>524 24 V AC 615 115 V AC 730 230 V AC R24 24 V AC + LED S15 115 V AC + LED T30 230 V AC + LED</p>					

Type codes