

SAIL-M12GM12G-8-3.0U

Weidmüller Interface GmbH & Co. KG

Klingenbergstraße 26

D-32758 Detmold

Germany

www.weidmueller.com



Sensor/actuator cables are used for wiring sensors and actuators and for transmitting data or power in various applications. The moulded cable offers connected and tested connection of the plug-in connector to the cable ex-works. The cables may be exposed to a wide range of conditions, such as humidity, dust, heat, cold, shock or vibration.

Our developers have focused specifically on this issue and designed a host of different M8 and M12 sensor-actuator cables so you are bound to find the solution you need for your application.

Is there something you have not managed to find or you feel needs explanation? Talk to us!

General ordering data

Version	Sensor/actuator line, Connecting line, M12 / M12, Number of poles : 8, 3 m, pin, straight - socket, straight, Shielded: No, LED: No, Sheath material: PUR, Halogen: No
Order No.	1279440300
Type	SAIL-M12GM12G-8-3.0U
GTIN (EAN)	4050118076929
Qty.	1 pc(s).

Creation date March 23, 2021 1:47:11 PM CET

Catalogue status 12.03.2021 / We reserve the right to make technical changes.

SAIL-M12GM12G-8-3.0U

Weidmüller Interface GmbH & Co. KG

Klingenbergstraße 26

D-32758 Detmold

Germany

www.weidmueller.com

Technical data

Dimensions and weights

Net weight 155 g

Environmental Product Compliance

REACH SVHC Lead 7439-92-1

Technical specifications for cable

Acceleration	5 m/s ²	
Bending cycles	1 mill.	
Bending radius, min., moving	10 x cable diameter	
Bending radius, min., stationary	5 x cable diameter	
Cable length	3 m	
Colour coding	blue, red, white, brown, green, yellow, grey, pink	
Configurable cable length	No	
Core cross-section	0.25 mm ²	
Core in accordance with UL AWM style	10493 (80 °C / 300 V)	
Halogen	No	
Housing main material	PUR	
Insulation	PP	
Number of poles	8	
Number of poles	8	
Outer cladding in accordance with UL AWM style	20549 (80 °C / 300 V)	
Outer diameter	5.9 ± 0.2 mm	
Outside diameter	5.9 mm ± 0.2 mm	
Outside diameter	Diameter	5.9 mm
	Signs	±
	Tolerance	0.2 mm
Resistant to welding beads	No	
Sheath material	PUR	
Sheathing colour	black	
Shielded	No	
Speed	5 m/s	
Suitable for cable carriers	Yes	
Temperature range, moving	-25...80 °C	
Temperature range, moving, max.	80 °C	
Temperature range, moving, min.	-25 °C	
Temperature range, stationary	-40...80 °C	
Temperature range, stationary, max.	80 °C	
Temperature range, stationary, min.	-40 °C	
Torsion resistance	180 °/m	

SAIL-M12GM12G-8-3.0U**Weidmüller Interface GmbH & Co. KG**

Klingenbergstraße 26

D-32758 Detmold

Germany

www.weidmueller.com

Technical data**General technical data**

AF size	12 mm	Coding	A
Connection thread	M12 / M12	Contact surface	Gold-plated
Housing main material	PUR	Insulation strength	10 ⁸ Ω
LED	No	Plugging cycles	≥ 100
Pollution severity	3	Protection degree	IP67, when screwed in
Rated current	2 A	Rated voltage	30 V
Temperature range of housing	-25...+80 °C	Threaded ring material	Brass, nickel-plated
Tightening torque	M12: 0.8 - 1.2 Nm	Version	pin, straight - socket, straight
jumpered	No		

Classifications

ETIM 6.0	EC001855	ETIM 7.0	EC001855
ECLASS 9.0	27-06-03-11	ECLASS 9.1	27-06-03-11
ECLASS 10.0	27-06-03-11	ECLASS 11.0	27-06-03-11

Approvals

Approvals



ROHS	Conform
UL File Number Search	E307231

Downloads

Engineering Data	STEP
Engineering Data	EPLAN, WSCAD

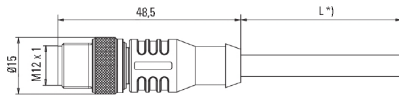
SAIL-M12GM12G-8-3.0U

Weidmüller Interface GmbH & Co. KG
 Klingenbergstraße 26
 D-32758 Detmold
 Germany

www.weidmueller.com

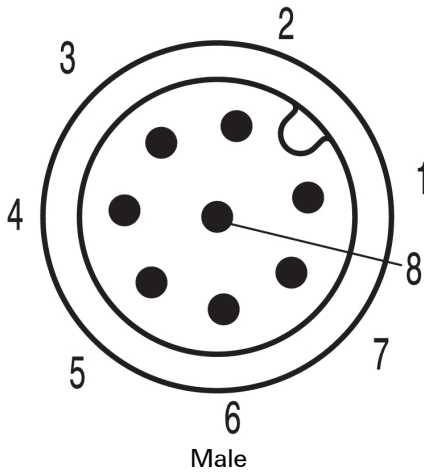
Drawings

Dimensioned drawing

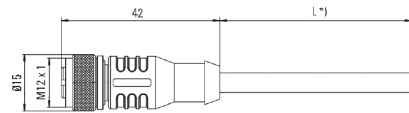


Male, straight

Pole scheme

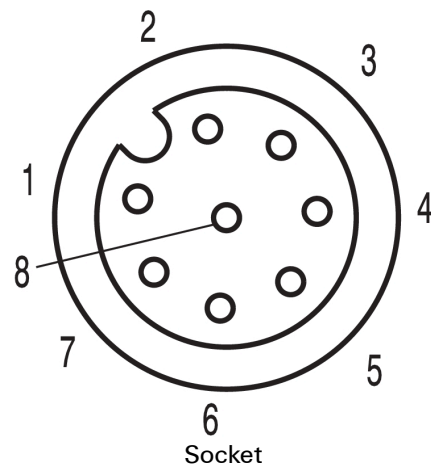


Dimensioned drawing

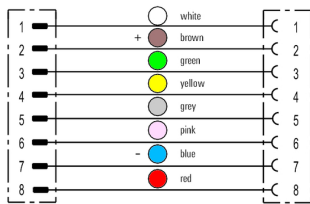


Straight socket

Pole scheme



Wiring diagram



The ideal tool: Screwty® with torque function



Light, securely screwed-in round plug-in connectors. Screwty set DM / VPE: 1 / Order No.: 1920000000 Adapters: M12, M12 F, M8, M8 F