

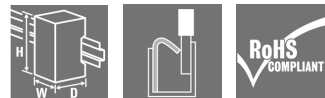
ACT20P-UI-AO-DO-LP-P**Weidmüller Interface GmbH & Co. KG**

Klingenbergstraße 26

D-32758 Detmold

Germany

www.weidmueller.com

Similar to illustration**ACT20P: The flexible solution**

- Precise and highly functional signal converters
- Release levers simplify handling

General ordering data

Version	Signal converter/insulator, Limit value monitoring, Input : universal U, I, R, S, Output : 4-20 mA, (loop powered), Transistor (Alarm)
Order No.	2456850000
Type	ACT20P-UI-AO-DO-LP-P
GTIN (EAN)	4050118471786
Qty.	1 pc(s).

Creation date March 27, 2021 12:49:59 AM CET

Catalogue status 12.03.2021 / We reserve the right to make technical changes.

ACT20P-UI-AO-DO-LP-P

Weidmüller Interface GmbH & Co. KG

Klingenbergstraße 26

D-32758 Detmold

Germany

www.weidmueller.com

Technical data

Dimensions and weights

Depth	113.7 mm	Depth (inches)	4.476 inch
Height	127.1 mm	Height (inches)	5.004 inch
Net weight	80 g	Width	12.5 mm
Width (inches)	0.492 inch		

Temperatures

Storage temperature	-20 °C...70 °C	Operating temperature	-20 °C...70 °C
Humidity	10...90 %, no condensation		

Environmental Product Compliance

REACH SVHC	Lead 7439-92-1
------------	----------------

Input

Cable-length compensation	< ±0.002 Ω per cable resistance Ω	Influence of the sensor cable resistance	5 Ω @ RTD- Kabel
Input current	configurable, ± 5 A DC (min. measurement range 0.5 A)	Input resistance, current	40 Ω
Input resistance, voltage		Input voltage	configurable, -150...+150 mV DC (min. measurement range 15 mV), -600...+600 mV DC (min. measurement range 50 mV), ± 12 V DC (min. measurement range 1 V), ± 28 V DC (min. measurement range 2 V), ± 300 V DC (min. measurement range 100 V), 0...1 V AC (min. measurement range 300 mV), 0...250 V AC (min. measurement range 100 V)
Number of inputs	1	Potentiometer	1.2...500 kΩ
Resistance		Sensor	PT100 (2-/3- wire), PT1000 (2-/3- wire), PT200, N120, Cu 10, Thermocouples: B, E, J, K, L, N, R, S, T, U
Sensor supply		Temperature input range	CU10: -100...+260 °C, Ni120: -80 °C...+320 °C, PT100 / 200 / 1000: -200 °C...+850 °C, B: +100...+1820 °C, E: -270...+1000 °C, J: -270...+1200 °C, K: -270...+1372 °C, L: +100...+900 °C, N: -180...+1300 °C, R: -50...+1768 °C, S: -50...+1768 °C, T: -270...+400 °C, U: -200...+600 °C
Type	Universal signal isolator / signal amplifier, thermocouple, RTD		

Creation date March 27, 2021 12:49:59 AM CET

Catalogue status 12.03.2021 / We reserve the right to make technical changes.

2

ACT20P-UI-AO-DO-LP-P

Weidmüller Interface GmbH & Co. KG

Klingenbergstraße 26

D-32758 Detmold

Germany

www.weidmueller.com

Technical data

Output (digital)

Alarm function	configurable, Top and bottom limit values, window range, Alarm delay: 0...99 s	Hysteresis	≥ 0.1 % of FS
Number of digital outputs	1	Rated switching current	20 mA
Rated switching voltage	≤ 30 V DC	Type	Transistor, open collector

Output (analogue)

Number of analogue outputs	1	Output current	4...20 mA (current loop)
Signal output	direct or inverted		

General data

Accuracy	< 0.1 % of measuring range	Cold-junction compensation error	±1.0°C @ -20° C - 65°C
Configuration	With FDT/DTM software	Galvanic isolation	2-way isolator, between input/output
Rail	TS 35	Step response time	450 ms
Temperature coefficient	< 0.02 °C of measuring range / °C	Type of connection	PUSH IN
Voltage supply	Output loop powered, (10...45 V)		

Insulation coordination

Galvanic isolation	2-way isolator, between input/output	Impulse withstand voltage	4 kV (1.2/50 µs)
Insulation voltage	3.51 kV between input and output	Pollution severity	2
Rated voltage	300 V _{eff}	Surge voltage category	III

Connection data

Type of connection	PUSH IN	Wire connection cross section AWG, min.	AWG 26
Wire connection cross section AWG, max.	AWG 14	Wire cross-section, solid, min.	0.2 mm ²
Wire cross-section, solid, max.	2.5 mm ²	Wire connection cross section, finely stranded, min.	0.2 mm ²
Wire connection cross section, finely stranded, max.	2.5 mm ²	Wire connection cross-section, finely stranded with wire-end ferrules DIN 46228/4, min.	0.2 mm ²
Wire connection cross-section, finely stranded with wire-end ferrules DIN 46228/4, max.	2.5 mm ²		

Classifications

ETIM 6.0	EC002653	ETIM 7.0	EC002653
ECLASS 9.0	27-21-01-20	ECLASS 9.1	27-21-01-90
ECLASS 10.0	27-21-01-20	ECLASS 11.0	27-21-01-20

ACT20P-UI-AO-DO-LP-P

Weidmüller Interface GmbH & Co. KG
 Klingenbergstraße 26
 D-32758 Detmold
 Germany

www.weidmueller.com

Technical data**Important note**

Product information

The ACT20P-UI-AO-DO-LP-X converts and isolates current, voltage, potentiometer and temperature sensor signals (mA, A, mV, V, potentiometer, RTD and TC). The transmit function between the input and output can be set via the configuration program either to predefined functions (x0.5, x, x2) or via a freely definable function table. The device is powered via the output current loop.

Features

- Configuration and monitoring are performed via FDT/DTM-Software „WI-Manager“.
- The active or passive signal inputs for RTD, TC, potentiometer, mV, V, mA and A are completely electrically isolated.
- The TC signal input has internal cold-junction compensation.
- Alarm output (for example, for limit monitoring, sensor error detection and more)
- 3-way galvanic isolation between input, output/supply and alarm output.

Approvals

Approvals



ROHS

Conform

Downloads

Approval/Certificate/Document of
 Conformity

[Declaration of Conformity](#)

Software

[WI-Manager, DTM-Library for online installation V.1.2.2](#)

User Documentation

[Instruction sheet](#)

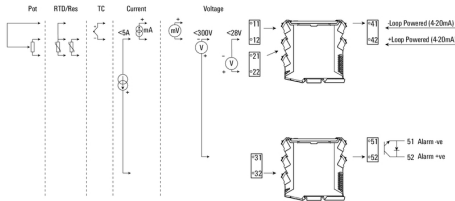
ACT20P-UI-AO-DO-LP-P

Weidmüller Interface GmbH & Co. KG
 Klingenbergstraße 26
 D-32758 Detmold
 Germany

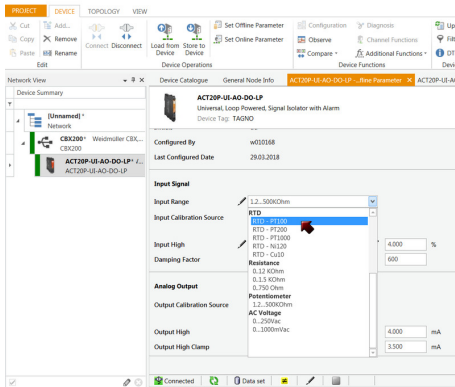
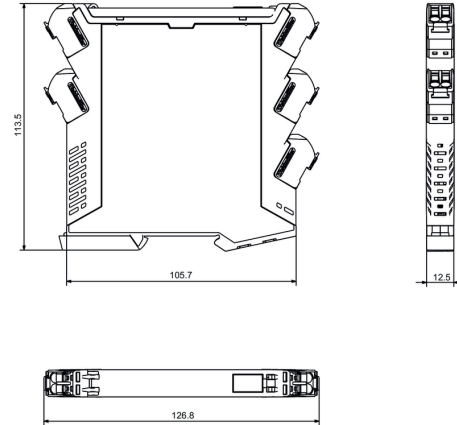
www.weidmueller.com

Drawings

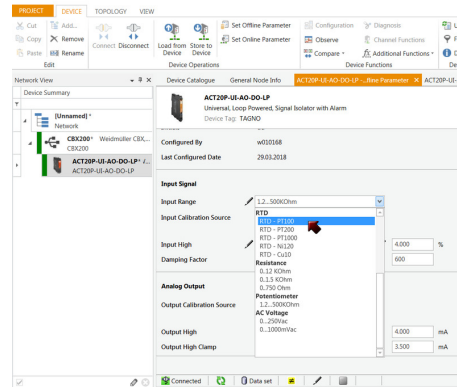
Connection diagram



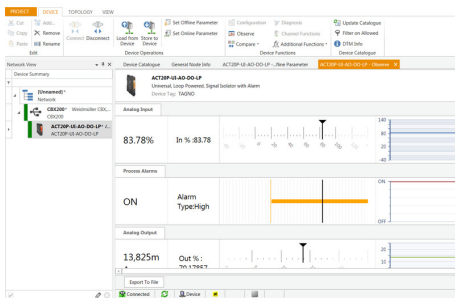
Dimensioned drawing



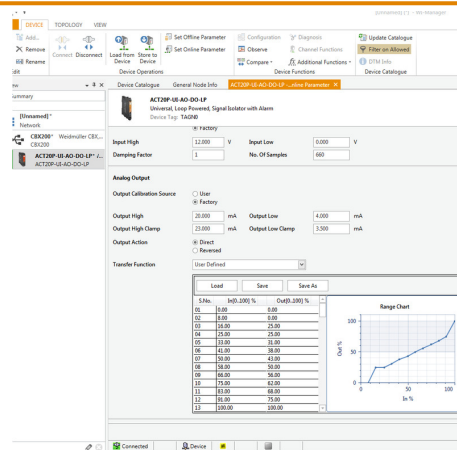
screenshot of configuration with FDT2 / DTM software



screenshot of configuration with FDT2 / DTM software



screenshot of "observe" with FDT2 / DTM software"



example of user defined transfer function for assigning customized output values