

SAIL-M12GM12G-CD-0.3A

Weidmüller Interface GmbH & Co. KG

Klingenbergstraße 26

D-32758 Detmold

Germany

www.weidmueller.com



The most reliable way of achieving connections between two I/O slaves or between the control and one I/O subscriber is by way of pre-assembled cables. The line of cables covers PROFIBUS, CANopen, DeviceNet™, EtherCAT and Ethernet.

General ordering data

Version	Bus line, Connecting line, M12 / M12, Number of poles: 5, 0.3 m, pin, straight - socket, straight, Shielded: Yes, LED: No, Sheath material: PUR, Halogen: No
Order No.	1964710030
Type	SAIL-M12GM12G-CD-0.3A
GTIN (EAN)	4032248650194
Qty.	1 pc(s).

Creation date March 26, 2021 3:48:11 PM CET

Catalogue status 12.03.2021 / We reserve the right to make technical changes.

SAIL-M12GM12G-CD-0.3A**Weidmüller Interface GmbH & Co. KG**

Klingenbergstraße 26

D-32758 Detmold

Germany

www.weidmueller.com

Technical data**Dimensions and weights**

Net weight 44 g

Environmental Product Compliance

REACH SVHC Lead 7439-92-1

Technical specifications for cable

Acceleration	5 m/s ²	
Bending cycles	3 Mio	
Bending radius, min., moving	10 x cable diameter	
Bending radius, min., stationary	5 x cable diameter	
Cable length	0.3 m	
Colour coding	white, blue, red, black	
Configurable cable length	No	
Halogen	No	
Housing main material	PUR	
Hybrid cable	No	
Insulation	TPE	
Irradiation crosslinked	No	
Number of poles	5	
Number of poles	5	
Outer cladding in accordance with UL AWM style	20236 (80 °C / 30 V)	
Outer diameter	7.0 ± 0.3 mm	
Outside diameter	7 mm ± 0.3 mm	
Outside diameter	Diameter	7 mm
	Signs	±
	Tolerance	0.3 mm
Resistant to welding beads	No	
Sheath material	PUR	
Sheathing colour	black	
Shielded	Yes	
Speed	180 m/min	
Suitable for cable carriers	Yes	
Temperature range, moving	-10...80 °C	
Temperature range, moving, max.	80 °C	
Temperature range, moving, min.	-10 °C	
Temperature range, stationary	-40...80 °C	
Temperature range, stationary, max.	80 °C	
Temperature range, stationary, min.	-40 °C	
Wire cross section	2 x 0.34 mm ² + 2 x 0.22 mm ²	

General technical data

Coding	A	Connection thread	M12 / M12
Contact surface	Gold-plated	Housing main material	PUR
Insulation strength	10 ⁸ Ω	LED	No
Plugging cycles	≥ 100	Pollution severity	3
Protection degree	IP67	Rated current	4 A
Rated voltage	125 V	Temperature range of housing	-25...+80 °C
Threaded ring material	Brass, nickel-plated	Tightening torque	M12: 0.8 - 1.2 Nm
Version	pin, straight - socket, straight	jumpered	No

Creation date March 26, 2021 3:48:11 PM CET

SAIL-M12GM12G-CD-0.3A**Weidmüller Interface GmbH & Co. KG**

Klingenbergstraße 26

D-32758 Detmold

Germany

www.weidmueller.com

Technical data**Electrical properties**

Insulation strength	10 ⁸ Ω	Rated voltage	125 V
---------------------	-------------------	---------------	-------

General standards

Certificate no. (cULus)	E307231
-------------------------	---------

Cable structure

Colour coding	white, blue, red, black	Insulation	TPE
Sheathing colour	black		

Electrical properties of cable

Insulation strength	10 ⁸ Ω	Rated current	4 A
Speed	180 m/min		

Mechanical and material properties of cable

Acceleration	5 m/s ²	Bending cycles	3 Mio
Halogen	No	Speed	180 m/min

Plug, right

Contact surface	Gold-plated	Housing main material	PUR
Plugging cycles	≥ 100		

Classifications

ETIM 6.0	EC002599	ETIM 7.0	EC002599
ECLASS 9.0	27-06-03-08	ECLASS 9.1	27-06-03-08
ECLASS 10.0	27-06-03-08	ECLASS 11.0	27-06-03-08

Approvals

Approvals



ROHS	Conform
UL File Number Search	E307231

Downloads

Engineering Data	EPLAN, WSCAD
------------------	------------------------------

Data sheet

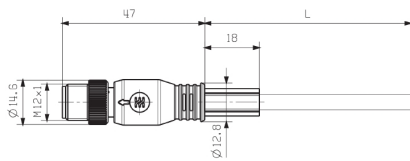
SAIL-M12GM12G-CD-0.3A

Weidmüller Interface GmbH & Co. KG
 Klingenbergstraße 26
 D-32758 Detmold
 Germany

www.weidmueller.com

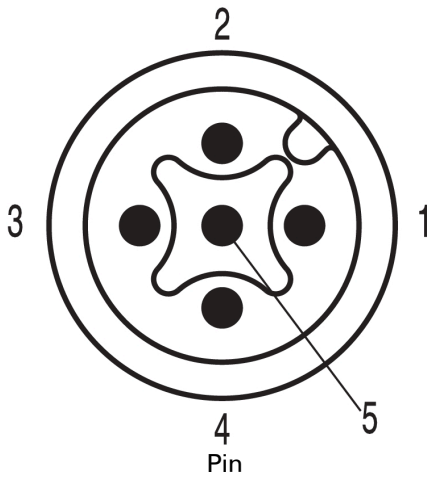
Drawings

Dimensioned drawing

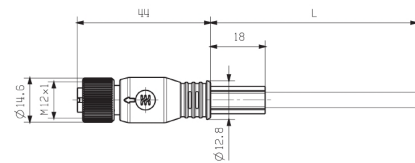


Male, straight

Pole scheme

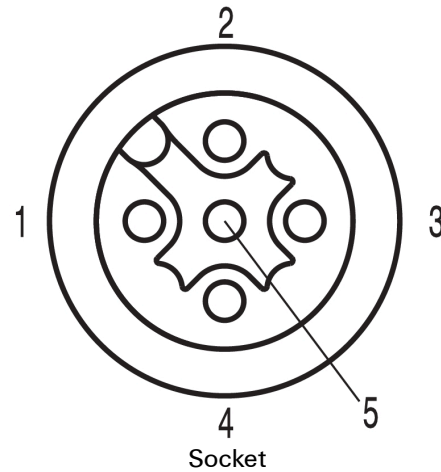


Dimensioned drawing

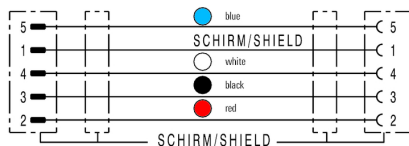


Straight socket

Pole scheme



Wiring diagram



The ideal tool: Screwty® with torque function



Light, securely screwed-in round plug-in connectors. Screwty set DM / VPE: 1 / Order No.: 1920000000 Adapters: M12, M12 F, M8, M8 F