

VSPC 2CL 24VDC R

Weidmüller Interface GmbH & Co. KG

Klingenbergstraße 26

D-32758 Detmold

Germany

www.weidmueller.com



Analogue signal/current loop (CL) protection includes the following signals:

- Signals from current loops (analogue measurements of sensors over long distances) 4 – 20 mA, 0 – 20 mA etc.
- Two-wire, three-wire and four-wire, without a common reference potential
- e.g. level indication signals from voltage sensors (analogue measurements of sensors over short distances) 0 – 10 V, PT 100 etc. ; e.g. temperature measurement
- Pluggable arrester, with interruption-free and impedance-neutral plug-in and pull-out
- Can be tested with the V-TEST testing device
- Version with floating-earth PE connection used to avoid differences in potential
- Can be used in compliance with the IEC 62305 (D1, C1, C2 and C3) installation standard
- Integrated PE foot safely discharges up to 20 kA (8/20 µs) and 2.5 kA (10/350 µs) to the PE
- Colour coding of the voltage levels for fast identification on the panel
- Safety function through coding elements for different voltage levels

General ordering data

Version	Surge protection for instrumentation and control, 24 V, 450 mA, IEC 61643-21, HART-compatible
Order No.	8951480000
Type	VSPC 2CL 24VDC R
GTIN (EAN)	403224874272 1
Qty.	1 pc(s).

VSPC 2CL 24VDC R**Weidmüller Interface GmbH & Co. KG**

Klingenbergstraße 26

D-32758 Detmold

Germany

www.weidmueller.com

Technical data**Dimensions and weights**

Depth	69 mm	Depth (inches)	2.717 inch
Height	98 mm	Height (inches)	3.858 inch
Net weight	47 g	Width	17.8 mm
Width (inches)	0.701 inch		

Temperatures

Storage temperature	-40 °C...80 °C	Operating temperature	-40 °C...70 °C
Humidity	5...96 %		

Probability of failure

SIL PAPER	SIL Paper	SIL in compliance with IEC 61508	3
MTTF	2,537 Years	SFF	95.27 %
λ_{ges}	45	PFH in $1 \cdot 10^{-9}$ per hour	3.7

Environmental Product Compliance

REACH SVHC	Lead 7439-92-1		
------------	----------------	--	--

Rated data UL

Certificate No. (UL)	E311081	UL certificate	UL 497b Certificate
----------------------	---------	----------------	---------------------

CSA protection data

Gas group C	IIB	Gas group D	IIA
Gas groups A, B	IIC	Input voltage, max. U_i	28 V
Internal capacity, max. C_i	2 nF	Internal inductance, max. L_i	0 μ H

General data

Colour	orange	Design	Terminal, miscellaneous
Optical function display	green = OK; red = arrester is defective - replace	Protection degree	IP20
Segment	Measurement - Monitoring - Setting	UL 94 flammability rating	V-0
Version	with warning function / function indicator	protected current loops	2

Insulation coordination acc. to EN 50178

Pollution severity	2	Surge voltage category	III
--------------------	---	------------------------	-----

VSPC 2CL 24VDC R**Weidmüller Interface GmbH & Co. KG**

Klingenbergstraße 26

D-32758 Detmold

Germany

www.weidmueller.com

Technical data**Rated data IEC / EN**

Discharge current I_{max} (8/20 μ s) GND-PE	10 kA	Discharge current I_{max} (8/20 μ s) wire-PE	2 x 10 kA
Discharge current I_{max} (8/20 μ s) wire-wire	10 kA	Discharge current I_n (8/20 μ s) GND-PE	2.5 kA
Discharge current I_n (8/20 μ s) wire-PE	2.5 kA	Discharge current I_n (8/20 μ s) wire-wire	2.5 kA
Fuse	0.5 A	Lightning test current, I_{imp} (10/350 μ s) GND-PE	2.5 kA
Lightning test current, I_{imp} (10/350 μ s) Wire-PE	2.5 kA	Lightning test current, I_{imp} (10/350 μ s) wire-wire	2.5 kA
Max. continuous voltage, U_c (DC)	28 V	Number of poles	1
Overload - failure mode	Modus 2	Protection level U_p (typ.)	< 800 V
Protection level on output side Wire-PE 1kV/ μ s, typically	450 V	Protection level on output side Wire-wire 1 kV/ μ s, typically	45 V
Protection level on output side Wire-wire 8/20 μ s, typically	45 V	Protection level, U_p GND - PE	800 V
Protection level, U_p wire - PE	450 V	Protection level, U_p wire - wire	45 V
Pulse-reset capacity	\leq 30 ms	Rated current I_N	450 mA
Rated voltage (DC)	24 V	Requirements category acc. to IEC 61643-21	C1, C2, C3, D1
Signal transmission properties (-3 dB)	2.3 MHz	Signalling contact	U_N 250 V AC 0.1 A 1CO at VSPC R with VSPC control unit
Standards	IEC 61643-21, HART-compatible	Surge current-carrying capacity C1	< 1 kA 8/20 μ s
Surge current-carrying capacity C2	5 kA 8/20 μ s	Surge current-carrying capacity C3	100 A 10/1000 μ s
Surge current-carrying capacity D1	2.5 kA 10/350 μ s	Voltage type	DC
Volume resistance	2.20 Ω		

Further details of approvals

GOST certificate GOST-Zertifikat

Connection data

Type of connection Pluggable in VSPC BASE

Ratings IECEx/ATEX/cUL

cUL certificate cUL Certificate

Classifications

ETIM 6.0	EC000943	ETIM 7.0	EC000943
ECLASS 9.0	27-13-08-07	ECLASS 9.1	27-13-08-07
ECLASS 10.0	27-13-08-07	ECLASS 11.0	27-13-08-07

VSPC 2CL 24VDC R**Weidmüller Interface GmbH & Co. KG**

Klingenbergstraße 26

D-32758 Detmold

Germany

www.weidmueller.com

Technical data**Tender specification sheets**

Long specification		Short specification
	<p>Surge protection plug for use in connection with the base element VSPC BASE 2CL R for two floating-ground driven paired cables with integrated status display and remote monitoring option. Two-stage protection circuit consisting of coarse protection, decoupling resistors and fine protection between the signal wires and coarse common mode voltage protection to earth. Mechanical identification of the plug to the base element according to the switching type and rated voltage. Optical identification of the protected plug based on the type of protected switching and the voltage level. Protected plug with coding pin and counter-profile for the base element. It is possible to mark the plug.</p>	<p>Surge protection plug for base element VSPC BASE 2CL R with integrated status indicator and remote monitoring option, transverse voltage coarse and fine protection for two floating-ground powered paired cables and alert function, coarse common mode voltage protection to earth. Version: 24 V DC</p>

Approvals

Approvals



ROHS	Conform
UL File Number Search	E311081

Downloads

Approval/Certificate/Document of Conformity	SIL Paper CE PAPER
Engineering Data	STEP
Engineering Data	EPLAN, WSCAD
User Documentation	Instruction sheet

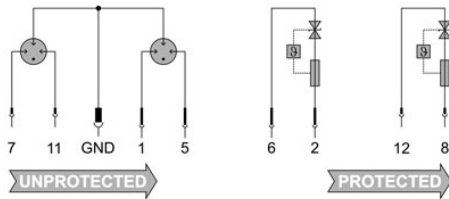
VSPC 2CL 24VDC R

Weidmüller Interface GmbH & Co. KG
 Klingenbergstraße 26
 D-32758 Detmold
 Germany

www.weidmueller.com

Drawings

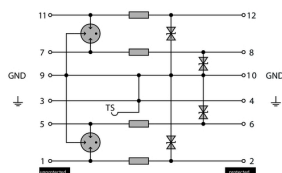
Electric symbol



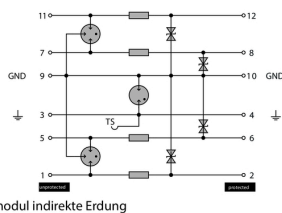
Circuit diagram

Cate- gory	Testing pulse	Surge voltage	Surge current	Pulse	Type
C1	Quick-rising edge	0.5 - 2 kV 1.2/50 µs	0.25 - 1 kA mit 8/20 µs	300	Surge voltage arrester
C2	Quick-rising edge	2 - 10 kV 1.2/50 µs	1 - 5 kA mit 8/20 µs	10	Surge voltage arrester
C3	Quick-rising edge	≥ 1 kV with 1 kV/µs	10 - 100 A mit 10/10000 µs	300	Surge voltage arrester
D1	High power	≥ 1 kV	0.5 - 2.5 kA mit 10/350 µs	2	Arrester for lightning current and surge voltages

Discharge capacity



Komplettmodul direkte Erdung



Komplettmodul indirekte Erdung

Komplettmodul